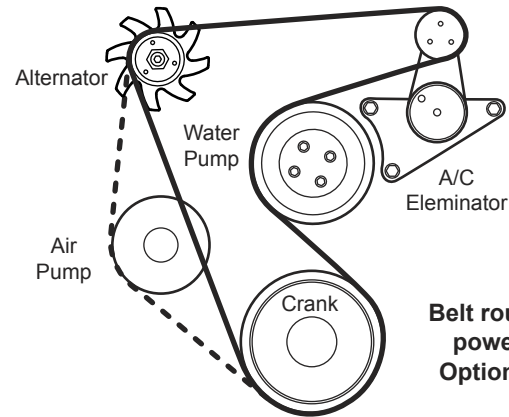
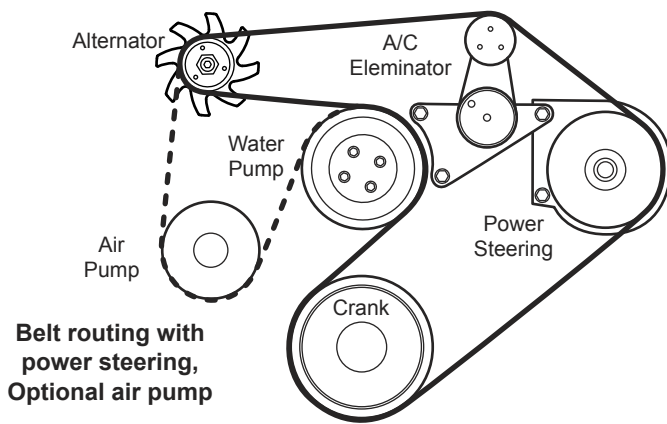
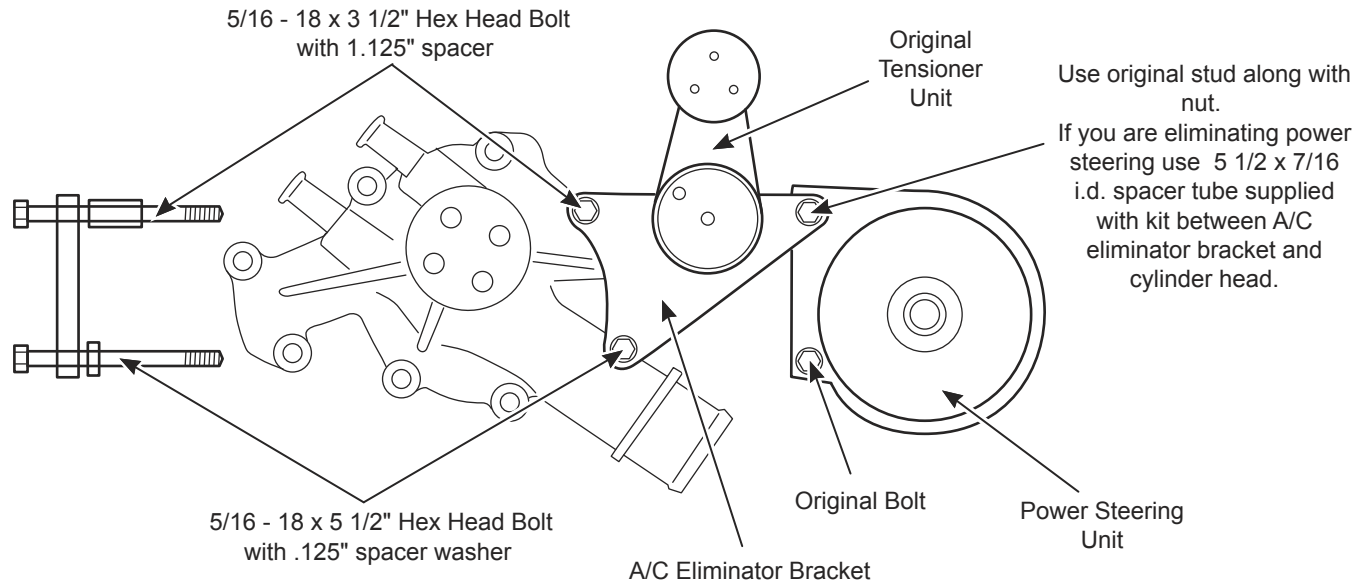


#1460 Ford 5.0 & 302 Air Conditioner Eliminator



WARNING: the air conditioning system is under high pressure. do not disassemble any part of the system until the system has been evacuated by a certified air conditioning system mechanic.

1. Have A/C system discharged before continuing.
2. Remove negative battery cable from battery. Also remove the accessory belt.
3. Remove all A/C components, compressor, accumulator, condenser assembly, all hose clamps, and large A/C bracket and fittings. The A/C eliminator bracket will take the place of the A/C bracket.
4. Facing the engine, remove the three bolts (studs) on the right side of the water pump. The middle bolt has to be replaced by a standard bolt of equal size. the top and bottom bolts are supplied. The power steering nut will be reused.
5. The side of the bracket with the one hole will mount on the power steering bracket. slide the A/C eliminator bracket on the power steering stud and tighten nut a couple of turns.
6. Take the shorter bolt supplied insert it in the top left hole of the bracket and place the larger spacer provided between the bracket and the water pump housing. Tighten the bolt a couple of turns.
7. Use the longer bolt supplied and install bolt in the lower left hole on the bracket placing the spacer washer between the bracket and the water pump housing and tighten a couple of turns.

8. Tighten all bolts and the P/S nut 20-25 ft. lbs.
9. Remove belt tensioner from alternator bracket.
10. Slide belt tensioner bolt and locator pin into the center of the bracket. use Loctite #242 on nut holding tensioner to bracket and tighten to 40 ft. lbs.
11. Install new belt per March instructions. start. engine momentarily to check belt tracking.

Belts with Power Steering Units

With stock pulleys or March set #1000 / 2000 / 2010 with smog pump dayco belt #5060860. With March Set #1015 / 2015 with smog pump dayco belt #5060850. With stock pulleys or March set #1000 / 2000 / 2010 without smog pump dayco belt #5060730. With March set #1015 / 2015 without smog pump dayco belt #5060720.

Belts without Power Steering Units use Dayco belt #5060590

When not using power steering remove brackets from the drivers side cylinder head but leave stud for P/S in head. slide 5 1/2" spacer over stud to space out A/C eliminator bracket properly